

UNIT 5- COLORS

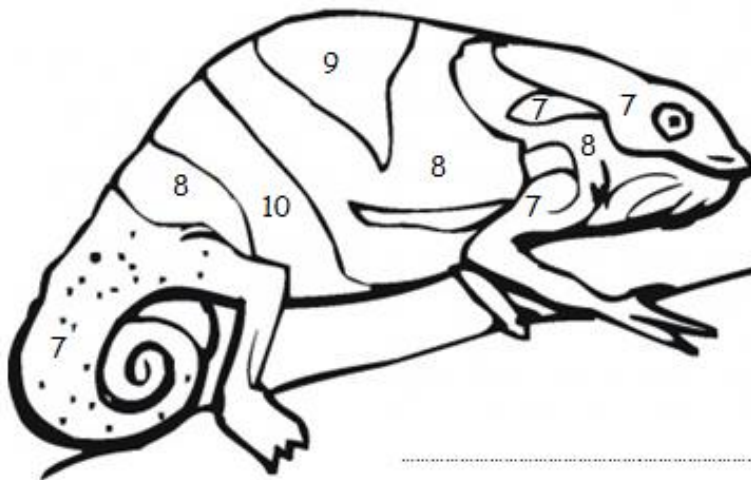

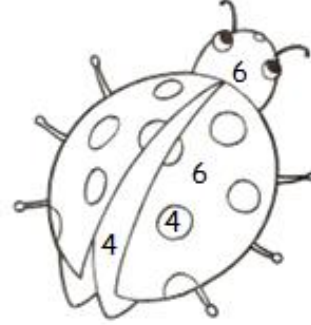
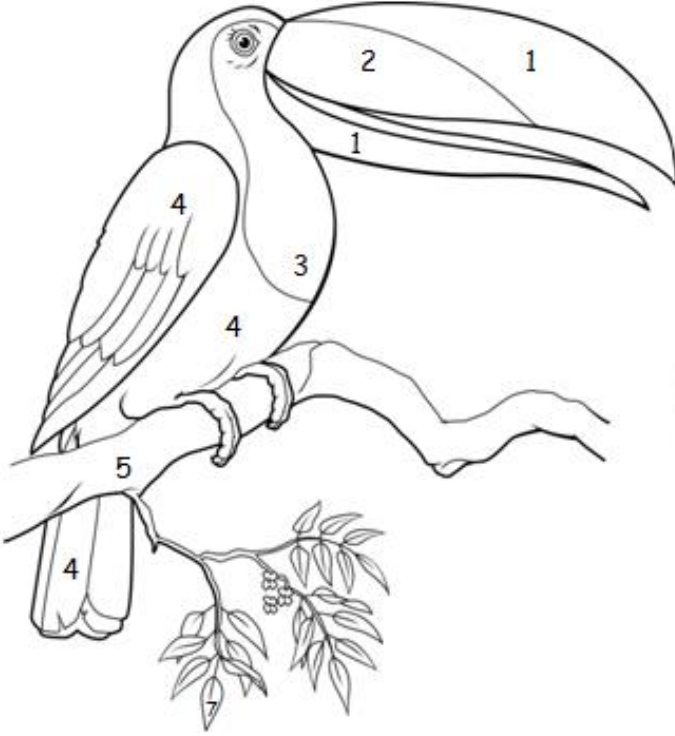
Aşağıdaki kelimeleri altlarına tekrardan yazınız.

Blue : mavi	Red : kırmızı	Green :yeşil	Yellow : sarı
Brown : kahverengi	Black : siyah	Grey : gri	Purple : mor
Pink : pembe	Orange : turuncu	White : beyaz	Blue : mavi
Purple : mor	Grey : gri	Yellow : sarı	White : beyaz
Pink : pembe	Blue : mavi	Orange : turuncu	Purple : mor
Black : siyah	Red : kırmızı	Brown : kahverengi	White : beyaz
Yellow : sarı	Pink : pembe	Green :yeşil	Brown : kahverengi
Yellow : sarı	Grey : gri	Black : siyah	Pink : pembe

Hayvanları aşağıda verilen numaralara göre boyayınız.

Colourful Animals

Write the names and colour.



- | |
|-------------|
| 1 = orange |
| 2 = yellow |
| 3 = white |
| 4 = black |
| 5 = brown |
| 6 = red |
| 7 = green |
| 8 = blue |
| 9 = pink |
| 10 = purple |




What color is it ? ‘O ne renk demektir.’












It is red. ‘O kırmızı demektir.’

I like ‘severim’ demektir.

I don’t like ‘sevmem ‘ demektir.

Çocukların yüz ifadelerine göre ‘I like , ve ‘ I don’t like’’ kullanarak boşlukları doldurun ve resimleri belirtilen renklere boyayın.

Write   **I like – I don’t like** 

 I like blue.		 I don’t like brown.	
			
			

picture : resim

Paint : boyamak

house : ev

Cut : kesmek

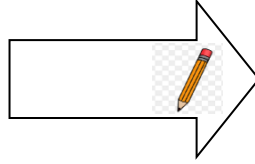
glue : yapıştırmak

Color: boyamak

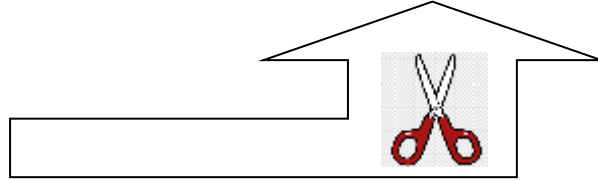
Draw: çizmek

Paste : yapıştırmak

1- DRAW A HOUSE :



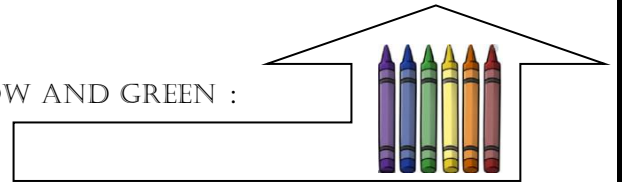
2- CUT THE PICTURE



3- PASTE THE PICTURE



4- COLOR THE PICTURE PINK, BLUE, YELLOW AND GREEN :



Alttağı cümleleri kes ve resimlerin altına uygun şekilde yapıştır, resimleri boya.

CLASSROOM

bilgeceingilizce

Cut and paste



sit down

open the door

turn right

turn left

stand up

close the window